

VISTA

From Volkswagen and Allied Mobility

Vista from Volkswagen and Allied Mobility



Allied MobilityTM
Driving for Perfection



VISTA



Easy gradient FlatFold™ ramp



Double folding rear passenger seats as standard



6-speaker stereo radio/CD player



High quality wheelchair restraints

Practical



The revamped Volkswagen *Vista* offers a taste of luxury with its spacious and ultra stylish interior.

Based on the Volkswagen Caddy, the *Vista* is a versatile multi passenger vehicle with ample space for able-bodied and wheelchair passengers and is available with a choice of manual or automatic transmission.

For those who require additional storage, the *Vista* features double-folding rear passenger seats that make way for extra carrying space. Accommodating driver, wheelchair passenger and up to four seated passengers, the *Vista* is the ideal choice for both small groups and large families.

Safety and Accessibility



Accessibility is Vista's priority with superb features including the lowered floor and high quality wheelchair restraints. The unique new FlatFold™ ramp can either be folded flat to the vehicle floor, allowing users to have full use of the luggage compartment or can be unfolded for full wheelchair access.

Built with safety and comfort in mind, every journey's a pleasure in the Vista. Both wheelchair and seated passengers feel fully secure with lap and diagonal seatbelts featured as standard. Seatbelts are tested to meet stringent Motability quality regulations, so all passengers have complete peace of mind.



Vista equipment includes:

- Radio/CD player, MP3 compatible with 6 speakers
- Double-folding rear passenger seats for additional storage space
- Electric front windows
- Climatic semi automatic air conditioning
- Metallic or pearl effect paint
- Stowing shelf above windscreen
- Hill hold assist (automatic model)

Wheelchair accessible features:

- Unique FlatFold™ ramp, low-gradient ramp
- Lowered floor for optimum accessibility
- High quality wheelchair restraint system
- Lap and diagonal seatbelts for seated and wheelchair passengers

Technical Specification

Model	102PS 1.6TDi	102PS 1.6 TDi Auto DSG
Engine		
Cubic capacity	1598	1598
Max. power kW (hp)	75 (100)	75 (100)
Max. torque Nm (rpm)	25 (1500-2500)	25 (1500-2500)
Fuel	Diesel	Diesel
Tyres		
Size	205/55 R16	205/55 R16
Fuel Tank		
Capacity (litres)	60	60
Fuel Consumption		
Urban drive cycle MPG (litres/100km)	42.2 (6.7)	42.8 (6.6)
Extra urban drive cycle MPG (litres/100km)	53.3 (5.3)	53.3 (5.3)
Combined drive cycle MPG (litres/100km)	48.7 (5.8)	48.7 (5.8)
Brakes		
Front & rear discs	✓	✓
Suspension		
Front	McPherson strut suspension	
Rear	Rigid axle with single leaf springs	
Transmission		
Number of gears	5	7 auto*

* DSG - direct shift gearbox for smoother gear changes with no clutch

	102PS 1.6TDi	102PS 1.6 TDi Auto DSG
Dimensions (mm)		
Length	4876	
Width (excluding door mirrors)	1831	
Height	1794	
Wheelbase	3006	
Front overhang	878	
Rear overhang	992	
Maximum wheelchair user height	1370	
Maximum wheelchair user width	760	
Maximum wheelchair user length	1420	
Ramp width	730	
Ramp length	1165	
Weight (kg)		
Gross vehicle weight	2345	2365
Kerb weight	1751	1769
Gross train weight	3645	3765
Max. unbraked trailer weight	750	750
Max. braked trailer weight	1300	1400



Features & Options



	104PS TDi PD	104PS TDi PD DSG Auto
Style Features		
Two sliding doors	✓	✓
One piece tailgate	✓	✓
Heat reflective glass	✓	✓
Body coloured bumpers, door handles & mirrors	✓	✓
Metallic or pearl effect paint	✓	✓
Supaguard interior & exterior protection	•	•
Safety and Security		
ABS with TCS	✓	✓
Front and rear fog lights	✓	✓
Driver, front passenger and side airbags	✓	✓
3-point seat belts (including wheelchair passenger seatbelt)	✓	✓
Four point wheelchair restraint system	✓	✓
Immobiliser and alarm	✓	✓
Daytime running lights	✓	✓
Rear parking sensors	✓	✓
Comfort and Convenience		
Electrically adjustable and heated door mirrors	✓	✓
Height adjustable head restraints	✓	✓
Remote central locking with deadlocks	✓	✓
Electric front windows	✓	✓
Climatic semi-automatic air conditioning	✓	✓
Height and rake adjustable steering wheel	✓	✓
12v socket in luggage area	✓	✓
Lights on warning alarm	✓	✓
Roof bars	✓	✓
Hill hold assist (automatic model)	✓	✓
Various hand controls and adaptations	•	•
Electric winch	•	•
Tom Tom satellite navigation	•	•
Floor mats	•	•
Privacy glass	•	•
Audio		
RDS Radio	✓	✓
CD player, MP3 compatible	✓	✓
with 6 speakers and AUX-in socket	✓	✓

✓ = standard • = option

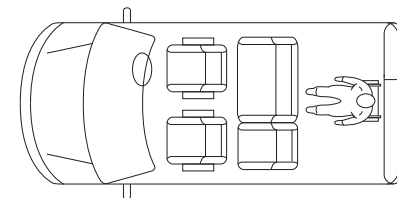
Colours



Colour palette for illustrative purposes only

Seating Layout

The Vista can accommodate driver, wheelchair passenger and up to four seated passengers.



Reassuring Support



At Allied Mobility we know that meeting your expectations is the most important aspect of our business. As the UK's leading supplier of wheelchair accessible vehicles, we've built an excellent reputation for providing quality, value and ongoing customer support.

It's important to choose the right mobility car to suit your needs, which is why we offer free, no-obligation home demonstrations throughout the UK.

Your new Vista will be delivered direct to your home address, anywhere in the UK. You are always assured of a friendly service from our highly trained professional staff. Available seven days a week our customer service team is able to answer any product or Motability questions you may have. You'll also have access to a nationwide network of Volkswagen service partners.



For more information freephone **0800 587 9677** email info@alliedmobility.com or visit www.alliedmobility.com

